

## Relationships and Sex Education (RSE) Day

### It begins with me

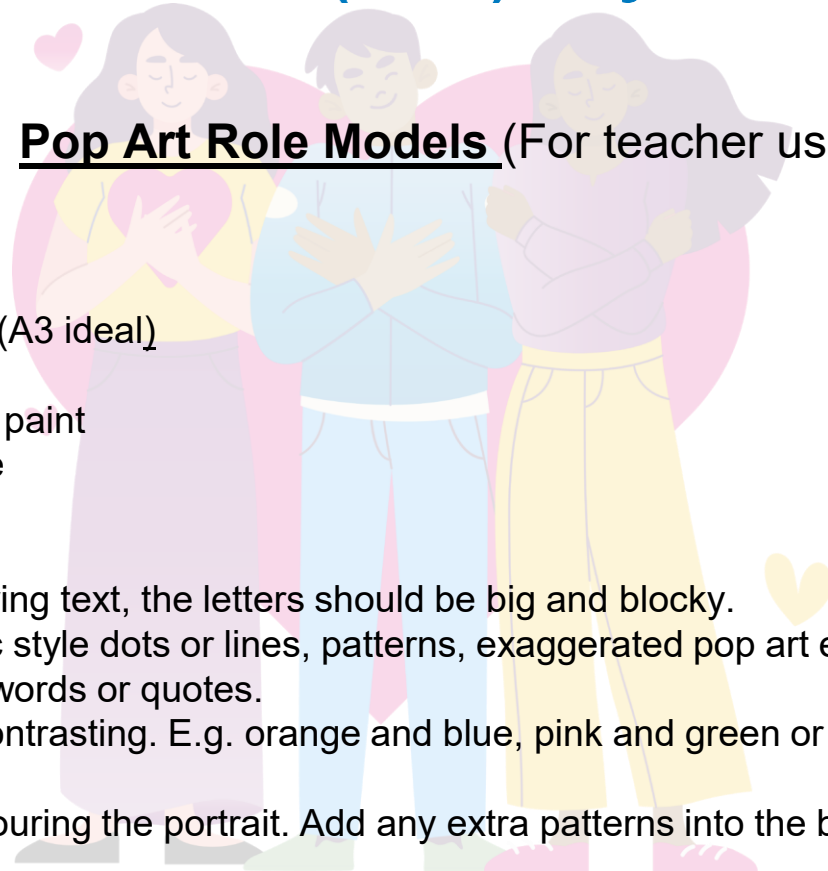
#### Pop Art Role Models (For teacher use)

##### You will need:

- A large piece of plain card or thick paper (A3 ideal)
- Pencil and eraser
- Brightly coloured marker pens, pencils or paint
- Thick black or dark marker pen for outline

##### Instructional Steps:


- Sketch the outline lightly in pencil. If drawing text, the letters should be big and blocky.
- Add details such as facial features, comic style dots or lines, patterns, exaggerated pop art elements. Include a speech bubble or thought cloud for any typography of inspirational words or quotes.
- Use colour. This should be vibrant and contrasting. E.g. orange and blue, pink and green or yellow and purple. Stick to using just 3 or 4 colours.
- Go over the pencil lines in black after colouring the portrait. Add any extra patterns into the background to add texture and contrast.



# Pop Art Role Models

1. Who is a role model you admire? They could be a celebrity or someone in your life. Think about their personal qualities and what inspires you about them. Have they overcome any challenges and what are these?
2. Find out any particular sayings or quotes they are known for. Write one of these underneath your portrait. Make sure this is a positive message that will uplift and encourage others to believe in themselves.
3. Now use the features of Pop Art to draw a portrait of your chosen role model to hang in a Hall of Fame. Choose bold, bright colours, graphics and typography, playfulness or humour and exaggeration. You may want to add accessories through the incorporation of everyday objects that are relevant to this person. Include any symbols or words that represent why they are a positive influence.
4. Go round the outline in a thick, dark coloured pen. Add a speech bubble if you have sourced a quote for your role model, or draw a thought cloud if not, including words you'd expect them to think or say.
5. Share your example with your classmates and see what these role models have in common. Having positive role models can help us aspire towards personal growth and provide us with example of attitudes and behaviours to live by.

**Bold colours**



**Exaggeration**




**Typography**



**Humour**




**Everyday objects**



**Playful**




**Graphics**



**Examples of Pop Art shapes and symbols**





**Example of Pop Art  
activity**

**Photo courtesy of  
Chester Bid**

